




AQS221FR2S | PhotoMOS RF SOP 4 Form A CxR10 Voltage-sensitive



※Photo may vary from actual product.



Product Number	AQS221FR2S
Part Number	AQS221FR2S
Details	Surface-mount terminal, Tube packing style, Load voltage:40 V
Product name	PhotoMOS RF SOP 4 Form A CxR10 Voltage-sensitive
Features	Space-saving 4-channel type Built-in input resistor

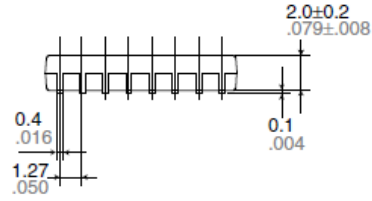
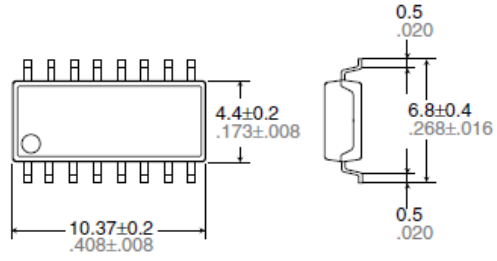
Spec Detail

As of November 19, 2019

Specifications and design of the products are subject to change without notice for the product improvement.

Item	Specifications
Product Number	AQS221FR2S
Part Number	AQS221FR2S
Features	Low on resistance (R type)
Product name	RF SOP 4 Form A CxR10 Voltage-sensitive
Type	RF
Package	SOP16
Voltage type	AC/DC
Input voltage [V_{IN}]	6 V
Input reverse voltage [V_{RIN}]	5 V
Power dissipation [P_{in}]	260 mW
Load voltage [V_L]	40 V
Load current	0.16 A
Continuous load current [I_L]	0.16 A
Peak load current [I_{peak}]	0.2 A
Power dissipation [P_{out}]	600 mW
Total power dissipation [P_t]	650 mW
I/O isolation voltage [V_{iso}]	500 Vrms
Ambient temperature: Operating [T_{opr}]	-40 to +85°C -40 to +185°F
Ambient temperature: Storage [T_{stg}]	-40 to +100°C -40 to +212°F
Operate voltage (Typical) [V_{Fon}]	1.3 V

Operate voltage (Maximum) [V_{Fon}]	4 V
Turn off voltage (Minimum) [V_{Foff}]	0.8 V
Turn off voltage (Typical) [V_{Foff}]	1.3 V
Input current (Typical) [I_{IN}]	8.5 mA
On resistance (Typical) [R_{on}]	0.75 ohm
ON resistance (Maximum) [R_{on}]	1.25 ohm
Output capacitance (Typical) [C_{out}]	12.5 pF
Output capacitance (Maximum) [C_{out}]	18 pF
Off state leakage current (Typical) [I_{Leak}]	0.02 nA
Off state leakage current (Maximum) [I_{Leak}]	10 nA
Over current protection	Nothing
Turn on time (Typical)	0.07 ms
Turn on time (Maximum)	0.5 ms
Turn off time (Typical)	0.07 ms
Turn off time (Maximum)	0.2 ms
I/O capacitance (Typical) [C_{iso}]	0.8 pF
I/O capacitance (Maximum) [C_{iso}]	1.5 pF
Initial I/O isolation resistance (Minimum) [R_{iso}]	1,000 M ohm
[Recommended operating conditions] Input voltage [V_{IN}]	Min.: 4.5 V, Max.: 5.5 V
[Recommended operating conditions] Load voltage [V_L]	Max.: 15 V
[Recommended operating conditions] Continuous load current [I_L]	Max.: 0.16 A
Terminal shape	Surface-mount terminal
Contact arrangement	4 Form A
Packing style	Tube packing style
External dimensions	

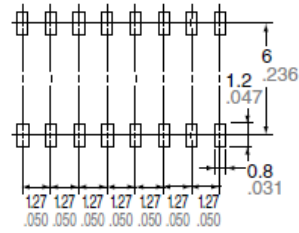


Terminal thickness = 0.15 .006

General tolerance: ±0.1 ±.004

mm inch

Recommended mounting pad (Top view)



Recommended mounting pad (Top view)

mm inch

Tolerance: ±0.1 ±.004