

REV. AE

DIMENSIONS ARE IN INCHES
 UNLESS OTHERWISE NOTED
 TOLERANCES ARE:
 ONE PLACE DECIMALS ± .1
 TWO PLACE DECIMALS ± .01
 THREE PLACE DECIMALS ± .005
 FOUR PLACE DECIMALS ± .0020
 ANGLES ± 2°

TITLE:
 DUAL ROW 2mm x
 2mm ASSEMBLY

DWG NO:
 TLE-1XX-XX-X-DV-X
 SHEET 2 OF 2

FIG 2
 -A: OPTION (SEE NOTE 5)
 MOLDED ALIGNMENT PIN (3 POS. MIN.)
 (DIFFERENT AS SHOWN, OTHERWISE SAME AS FIG 1)

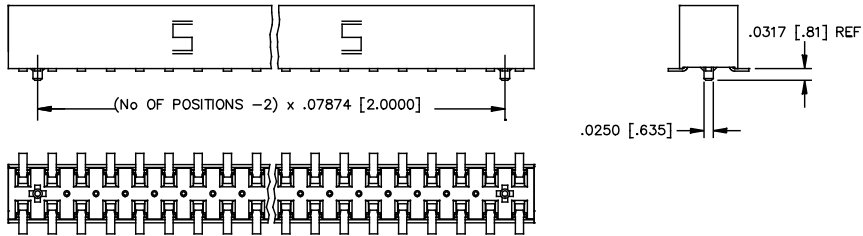


FIG 3
 -A: OPTION (SEE NOTE 5)
 STAKED ALIGNMENT PIN (4 POS. MIN.)
 (DIFFERENT AS SHOWN, OTHERWISE SAME AS FIG 1)

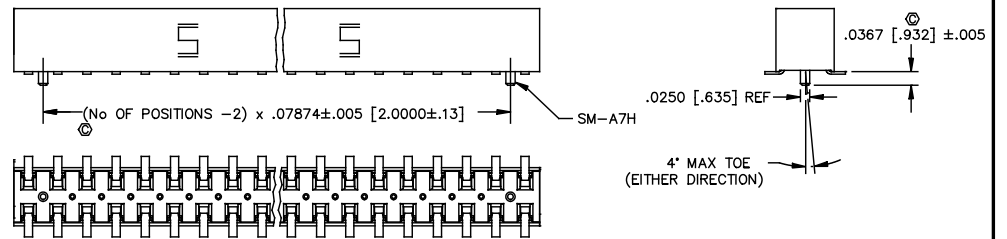
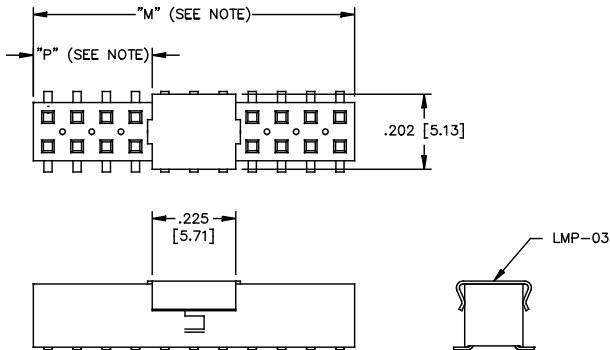


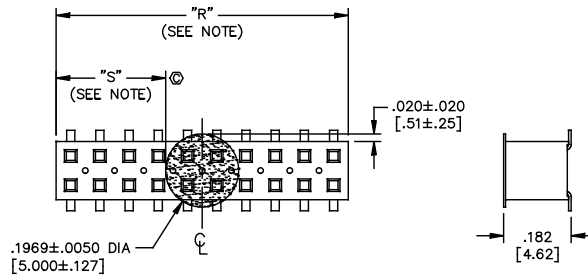
FIG 4
 -P: OPTION
 (4 POS. MIN.)
 PICK & PLACE PAD
 (DIFFERENT AS SHOWN, OTHERWISE SAME AS FIG 1)



PROPRIETARY NOTE
 THIS DOCUMENT CONTAINS CONFIDENTIAL AND PROPRIETARY INFORMATION AND IS THE PROPERTY OF SAMTEC CORPORATION. USE, REPRODUCTION, OR DISSEMINATION OF THIS INFORMATION IS PROHIBITED WITHOUT THE WRITTEN PERMISSION OF SAMTEC CORPORATION. SAMTEC CORPORATION IS NOT RESPONSIBLE FOR ANY DAMAGE TO PROPERTY OR PERSONS ARISING FROM THE USE OF THIS INFORMATION.

NOTE: "M" = USED MEASURED DIMENSION (REF)
 "P" = (("M" - .225 [5.71]) / 2) ± .020 [.51]

FIG 5
 -K: POLYAMIDE FILM PAD
 (3 POS. MIN.)



NOTE: "R" = USED MEASURED DIMENSION (REF)
 "S" = { ("R" - .1969 [5.00]) / 2 } ± .020 [.51]

PACKAGING VIEW

| TABLE 1 | | |
|-------------|----------------|-------|
| OPTION | PACKAGING TUBE | PLUG |
| ALL OPTIONS | PT-1-24-01-63 | TP-24 |



samtec

EXISPROD\ASSEMBLY\2MM
 TLE-ASM2
 520 PARK EAST BLVD. NEW ALBANY, INDIANA 47150
 PHONE (812) 944-6733 P.O. BOX 1147
 CODE 55322

MADE BY:
 D PURVIS 01-20-97

TLE-1XX-XX-X-DV-X
 SHEET 2 OF 2