

# MB22S thru MB210S

Surface Mount Schottky Bridge Rectifier  
 Reverse Voltage 20 to 100V Forward Current 2A

## Features

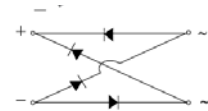
- Plastic package has Underwriters Laboratory Flammability Classification 94V-0
- High surge overload rating: 50A peak
- Space saving
- High temperature soldering guaranteed: 260°C/10 seconds



Package:TO-269AA (MBS)

## Mechanical Data

- Case: Molded plastic body over passivated junctions
- Terminals: plated leads solderable per MIL-STD-750 Method 2026
- Mounting Position: Any
- Weight: 0.078oz., 0.22g



Schematic Diagram

## Maximum Ratings & Electrical Characteristics

(T<sub>A</sub>=25°C unless otherwise noted)

Parameter	Symbol	MB22S	MB24S	MB26S	MB28S	MB210S	Unit
Maximum Repetitive Peak Reverse Voltage	V <sub>RRM</sub>	20	40	60	80	100	V
Maximum RMS Voltage	V <sub>RMS</sub>	14	28	42	56	70	V
Maximum DC Blocking Voltage	V <sub>DC</sub>	20	40	60	80	100	V
Maximum Average Forward Output Current	I <sub>F(AV)</sub>	2.0					A
Peak Forward Surge Current 8.3 MS Single Half Sine-Wave Superimposed on Rated Load (JEDEC Method)	I <sub>FSM</sub>	50					A
Maximum Instantaneous Forward Voltage at 2.0A	V <sub>F</sub>	0.55		0.70		0.84	V
Maximum DC Reverse Current at T <sub>A</sub> =25°C	I <sub>R</sub>	0.5					mA
Rated DC Blocking Voltage per Leg T <sub>A</sub> =100°C		20					
Operation Junction Temperature Range	T <sub>J</sub>	-55 to +125					°C
Storage Temperature Range	T <sub>STG</sub>	-55 to +150					°C

## Ratings and Characteristics Curves

( $T_A = 25^\circ\text{C}$  unless otherwise noted)

FIG. 1 - FORWARD CURRENT DERATING CURVE

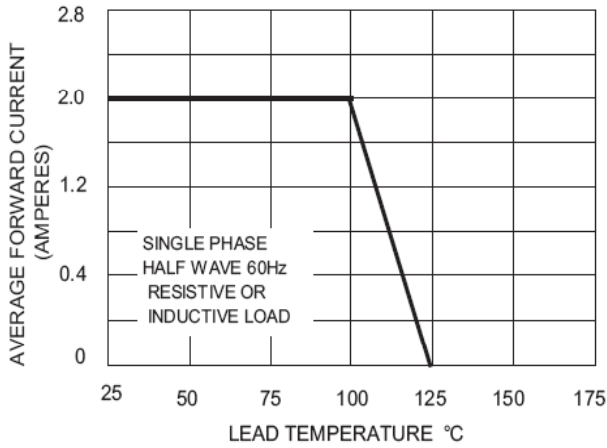


FIG. 2 - MAXIMUM NON-REPETITIVE SURGE CURRENT

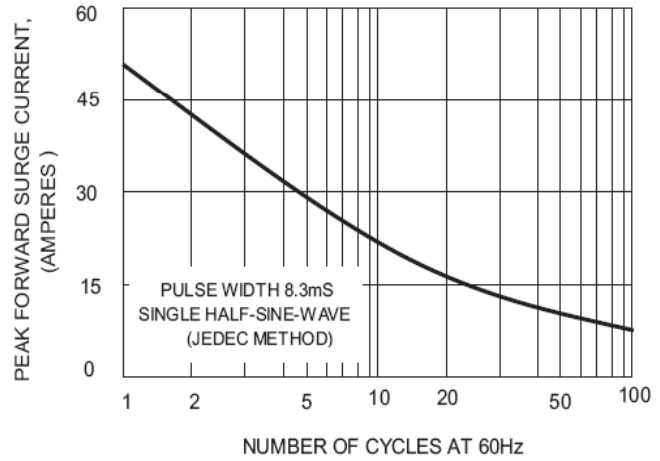


FIG.3-TYPICAL FORWARD CHARACTERISTICS

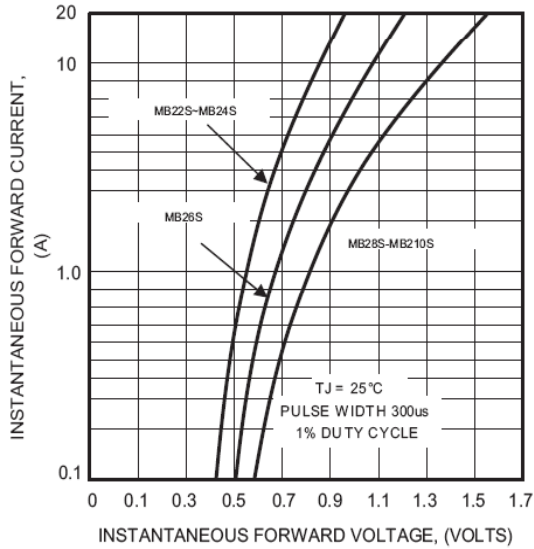
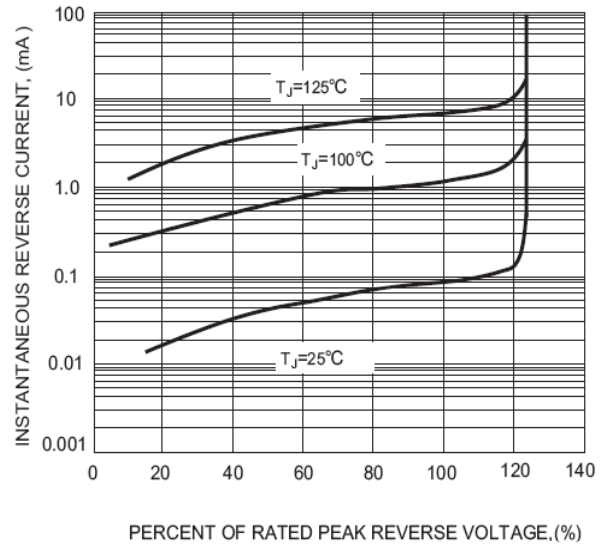


FIG.5-TYPICAL REVERSE CHARACTERISTICS

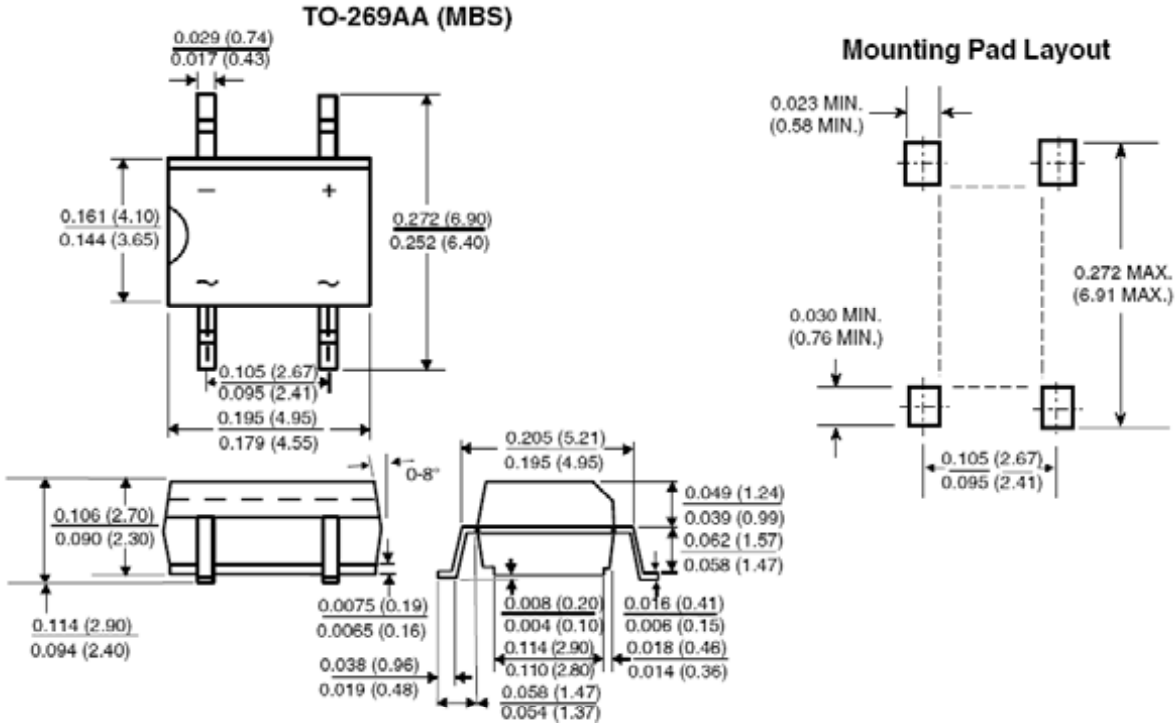


# MB22S thru MB210S

Surface Mount Schottky Bridge Rectifier  
 Reverse Voltage 20 to 100V Forward Current 2A

## Package Outline Dimensions

### TO-269AA (MBS)



Dimensions in inches and (millimeters)