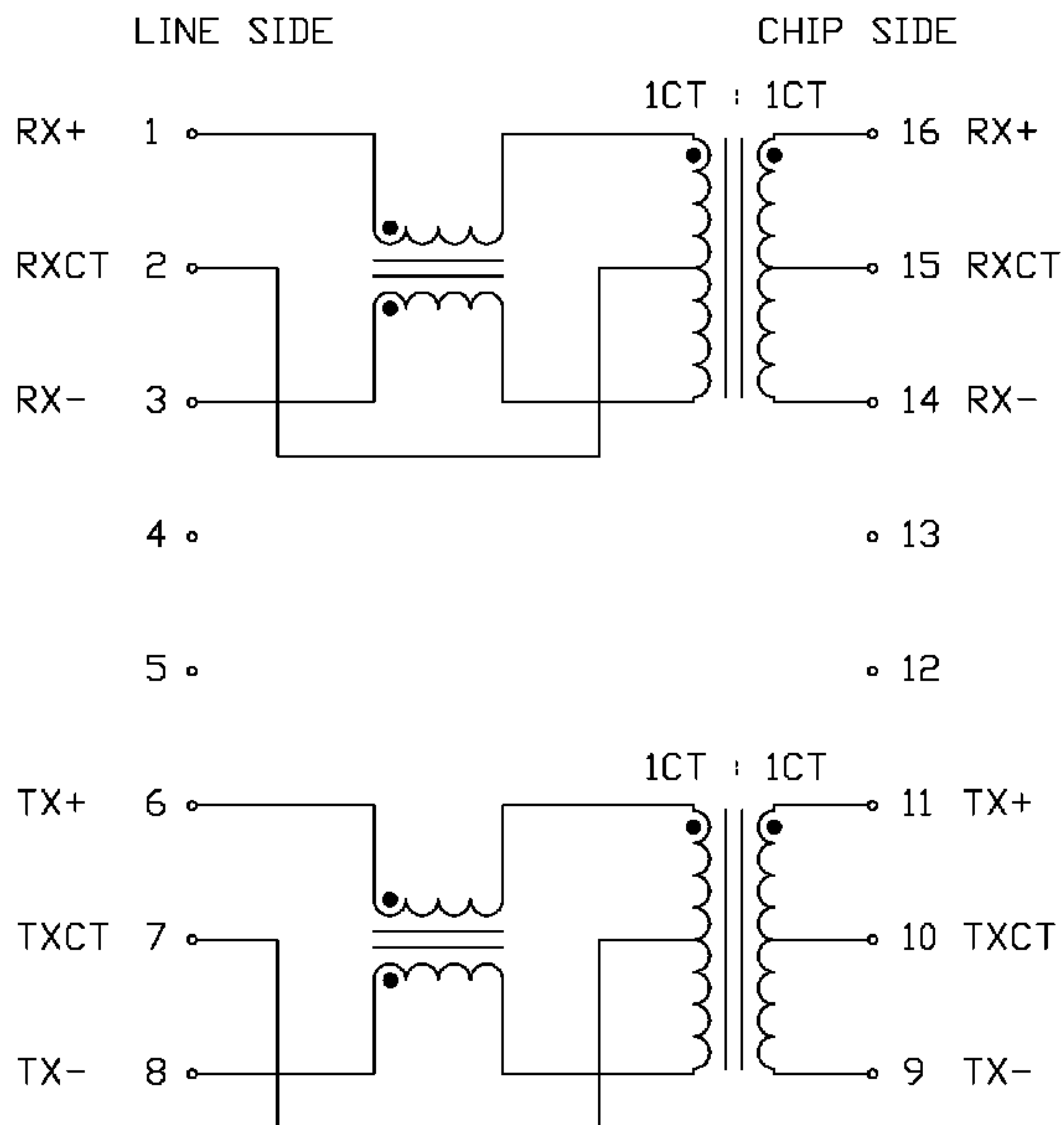


THE INFORMATION CONTAINED HEREIN IS CONSIDERED "PROPRIETARY" TO BEL FUSE INC. AND SHALL NOT BE COPIED, REPRODUCED OR DISCLOSED WITHOUT THE WRITTEN APPROVAL OF BEL FUSE INC.



ELECTRICAL CHARACTERISTICS @25°C

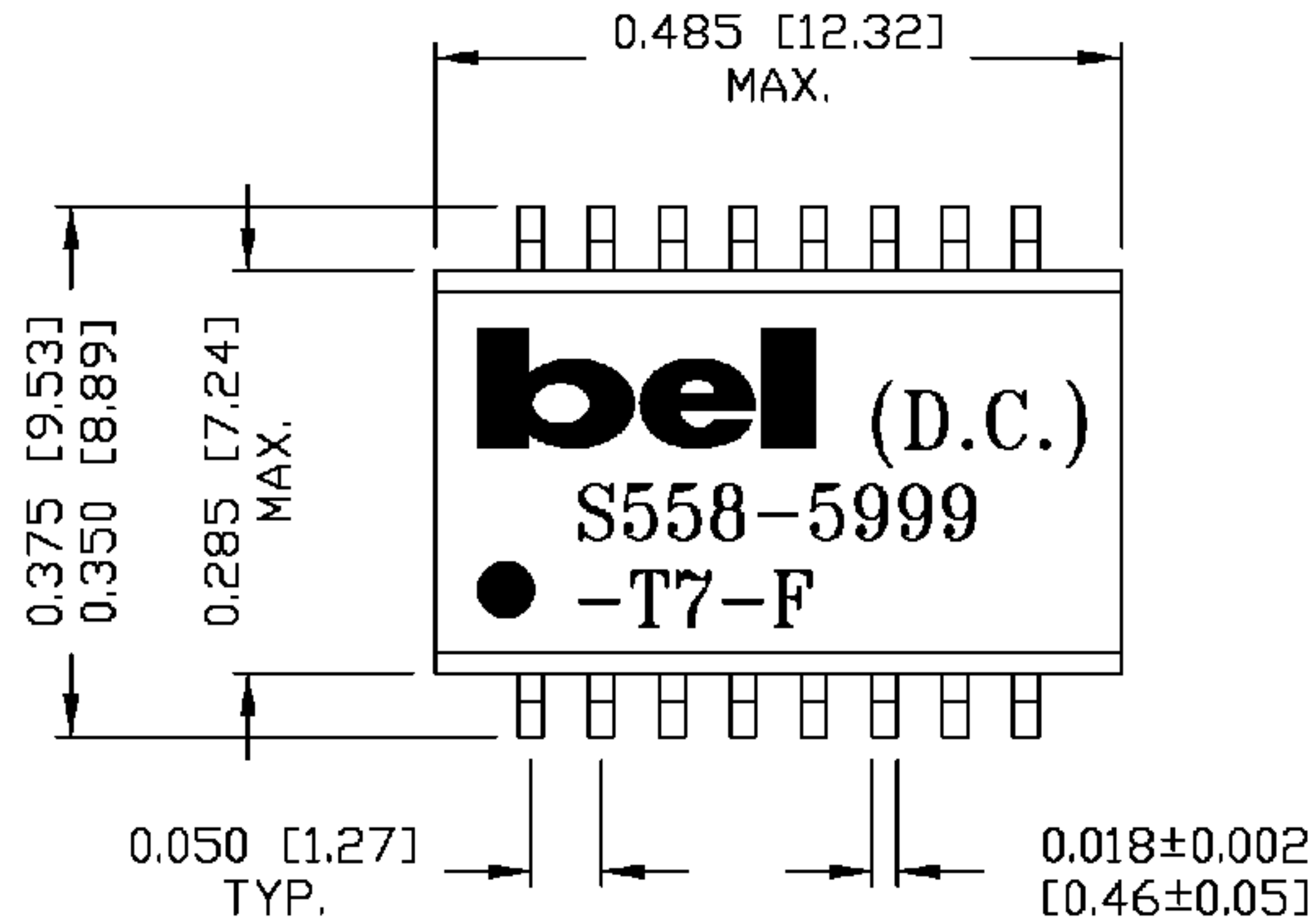
SCHEMATIC



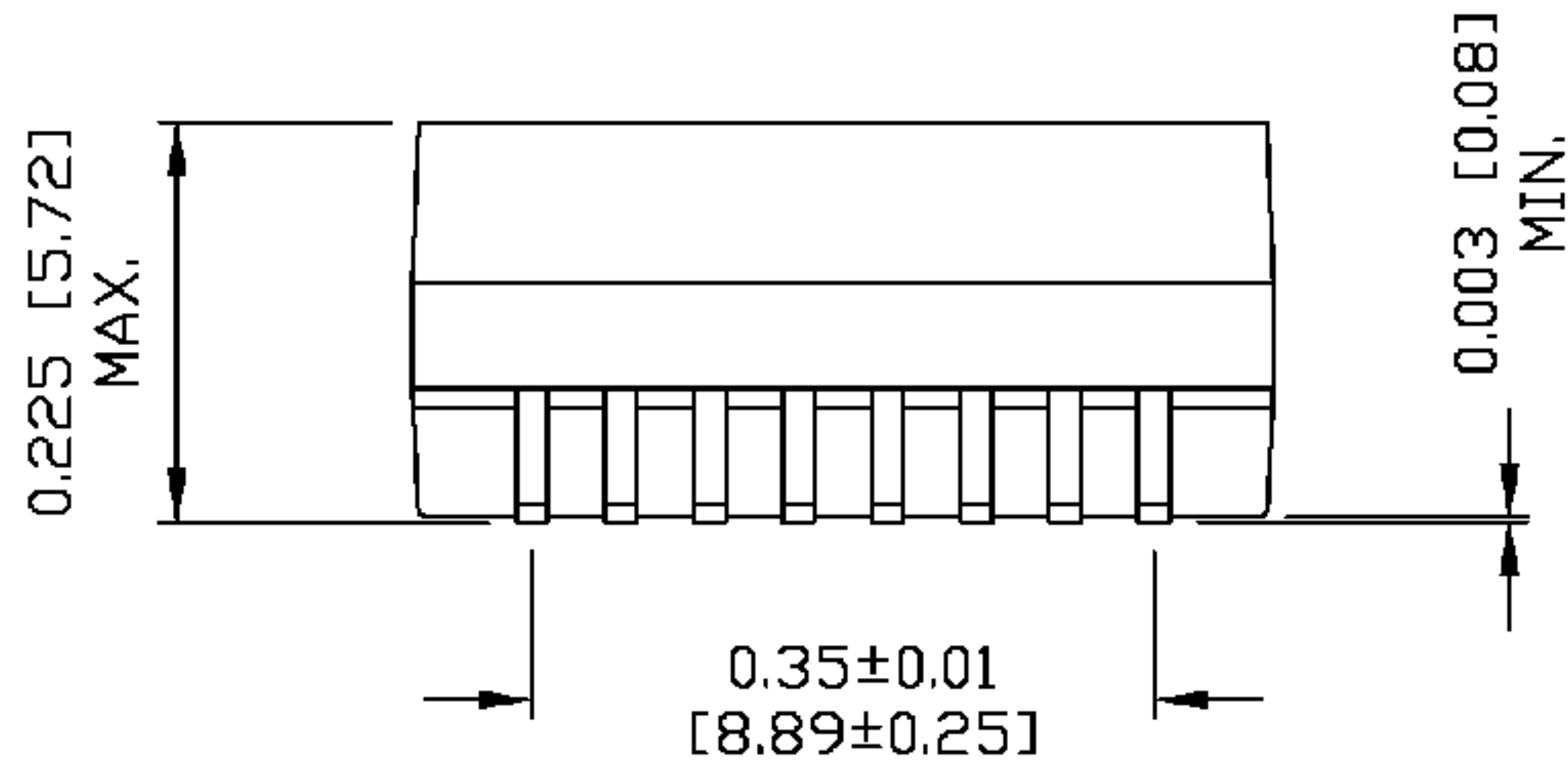
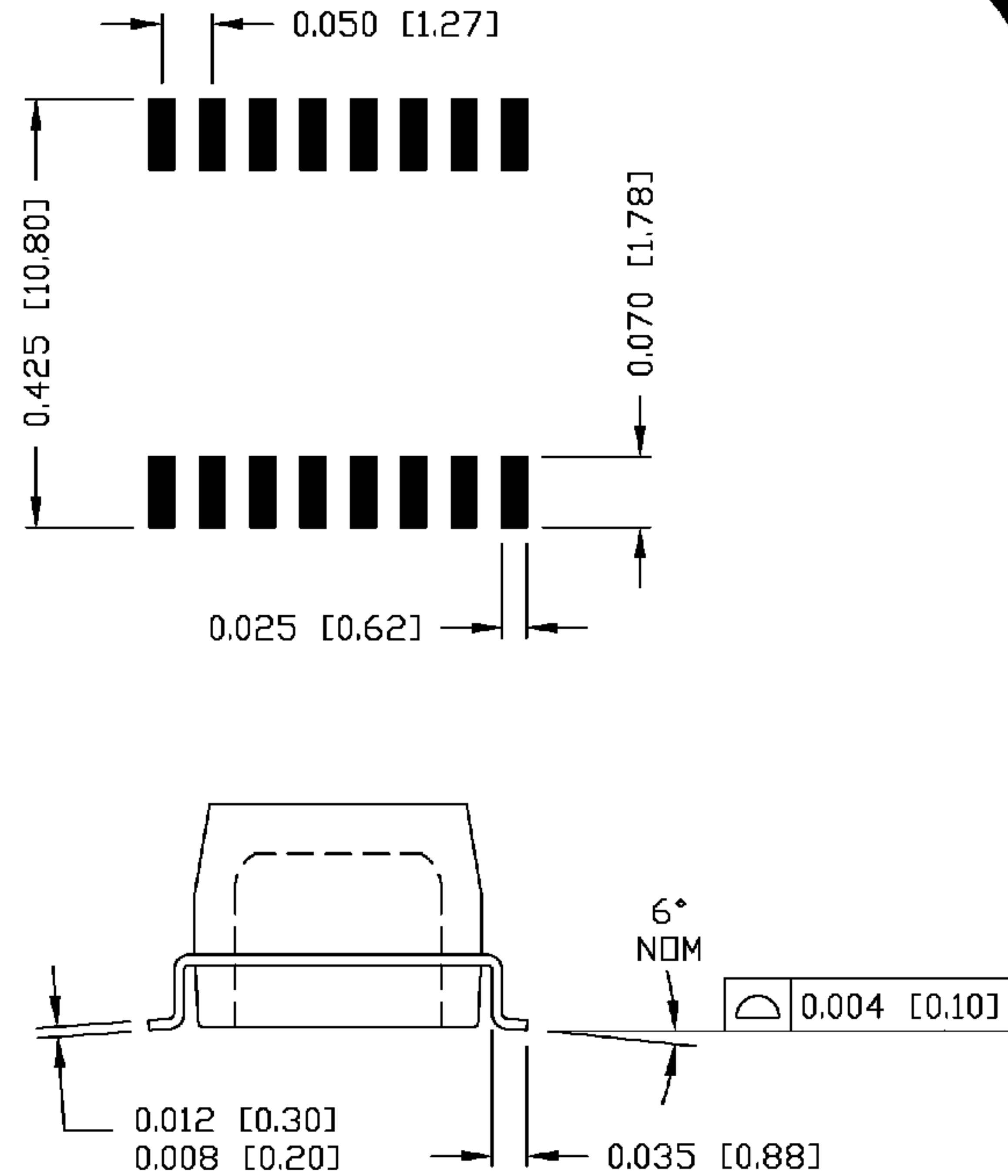
TURNS RATIO PIN 1-2-3 : 16-15-14 PIN 6-7-8 : 11-10-9	1CT : 1CT 1CT : 1CT
OCL @ 100kHz/100mVrms W/8mA DC BIAS PIN 16-14 11-9	350μH MIN.
LEAKAGE INDUCTANCE (Le) @ 1MHz, 20mV PIN 16-14 SHORT 1-3 PIN 11-9 SHORT 6-8	300nH MAX.
INTERWINDING CAPACITANCE (Cw/w) @ 1MHz, 20mV PIN 1-3 TO 16-14 PIN 6-8 TO 11-9	30pF MAX.
INSERTION LOSS 100kHz-100MHz	1.0dB MAX.
RETURN LOSS @ 1MHz-30MHz @ 30-60MHz @ 60-80MHz	18dB MIN. 18-20 LOG (F/30MHz) MIN. 12dB MIN.
CROSSTALK @ 100kHz-100MHz	35dB MIN.
CM TO CM MODE REJ. @ 100kHz-100MHz	30dB MIN.
CM TO DM MODE REJ. @ 100kHz-100MHz	40dB MIN.
HIPOT	PER HAND-WORK-03

ORIGINATED BY	DATE	TITLE	PART NO. / DRAWING NO.	STANDARD DIM. TOL. IN INCH	[] METRIC DIM. AS REFERENCE	 COMPONENTS FOR A CONNECTED PLANET	
HQ	05-25-05	10/100BT MAGNETIC MODULE	X5585999T7-F	.X	UNIT : INCH [mm]		REV. : A
DRAWN BY	DATE	S558-5999-T7-F	FILE NAME	.XX	SCALE : N/A		SIZE : A4
DQ Chen	05-25-05		X5585999T7FA.DWG	.XXX			PAGE : 2

THE INFORMATION CONTAINED HEREIN IS CONSIDERED "PROPRIETARY" TO BEL FUSE INC. AND SHALL NOT BE COPIED, REPRODUCED OR DISCLOSED WITHOUT THE WRITTEN APPROVAL OF BEL FUSE INC.



SUGGESTED PCB PAD LAYOUT



NOTES:

1. STANDARD MARKING REFER TO DOC. HAND-WORK-04.
2. PACKAGE CODE: "QBS001".

ORIGINATED BY	DATE	TITLE	PART NO. / DRAWING NO.	STANDARD DIM. TOL. IN INCH	[] METRIC DIM. AS REFERENCE	 COMPONENTS FOR A CONNECTED PLANET
HD	05-25-05	MECHANICAL DRAWING	X5585999T7-F	.X	UNIT : INCH [mm]	
DRAWN BY	DATE	S558-5999-T7-F	FILE NAME	.XX ±0.01	SCALE : N/A	
DQ Chen	05-25-05		X5585999T7FA.DWG	.XXX ±0.005	REV. : A SIZE : A4 PAGE : 3	