


FTSH-125-01-L-DV-EJ



FTSH-112-01-L-MT

FTSH-120-01-F-DV

(1.27 mm) .050"

# SMT MICRO HEADER

## SPECIFICATIONS

For complete specifications and recommended PCB layouts see [www.samtec.com/FTSH](http://www.samtec.com/FTSH)

**Insulator Material:**  
Black Liquid Crystal Polymer  
**Terminal Material:**  
Phosphor Bronze  
**Plating:**  
Sn or Au over 50 μm (1.27 μm) Ni  
**Current Rating (FTSH/CLP):**  
3.4 A per pin  
(2 pins powered)  
**Operating Temp Range:**  
-55 °C to +125 °C  
**RoHS Compliant:**  
Yes

## PROCESSING

**Lead-Free Solderable:**  
Yes  
**SMT Lead Coplanarity:**  
-MT & -DV Tail Option:  
(0.10 mm) .004" max (02-25)  
-MT & -DH Tail Option:  
(0.15 mm) .006" max (26-50)\*  
\*(.004" stencil solution may be available; contact [IPG@samtec.com](mailto:IPG@samtec.com))

## RECOGNITIONS

For complete scope of recognitions see [www.samtec.com/quality](http://www.samtec.com/quality)



## ALSO AVAILABLE (MOQ Required)

- Molded Pick & Place pads
- Latches
- Other platings

**Notes:**  
Some sizes, styles and options are non-standard, non-returnable.

See SFM/TFM for positive alignment feature.

**Board Mates:**  
CLP, FLE

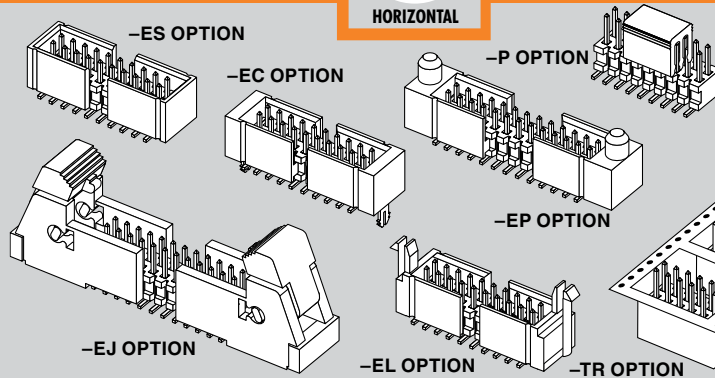
**Cable Mates:**  
FFSD, FFTP

## APPLICATIONS




HORIZONTAL

## OPTIONS



## OTHER SOLUTIONS



Ultra-low profile option available.  
End Shrouds available.  
Call for FTS Series specifications.

## HIGH-SPEED CHANNEL PERFORMANCE

Rating based on Samtec reference channel. For full SI performance data visit [Samtec.com](http://Samtec.com) or contact [SIG@samtec.com](mailto:SIG@samtec.com)

8 Gbps

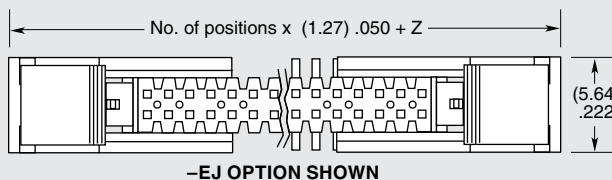
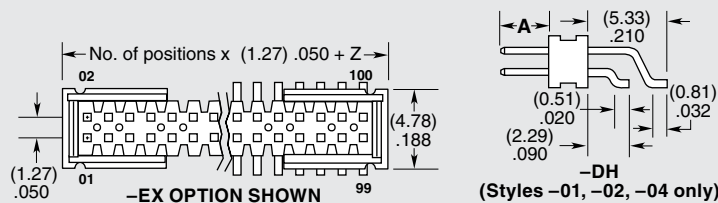
FTSH

1

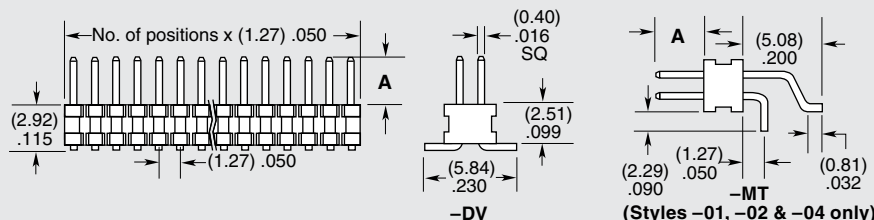
NO. PINS PER ROW

LEAD STYLE

02 thru 50



OPTION	Z
-ES	(2.57) .101
-EJ	(15.77) .621
-EC	(3.33) .131
-EP	(5.87) .231
-EL	(6.53) .257



**-01**  
= (3.05 mm) .120" Post  
(Mates with FFSD)

**-02**  
= (1.91 mm) .075" Post  
(Mates with FLE)

**-03**  
= (1.65 mm) .065" Post  
(Mates with CLP-D)

**-04**  
= (3.81 mm) .150" Post  
(Mates with CLP-DH)



**-05**  
= (4.32 mm) .170" Post  
(Mates with CLP-BE)

LEAD STYLE	A
-01	(3.05) .120
-02	(1.91) .075
-03	(1.65) .065
-04	(3.81) .150
-05	(4.32) .170

Due to technical progress, all designs, specifications and components are subject to change without notice.

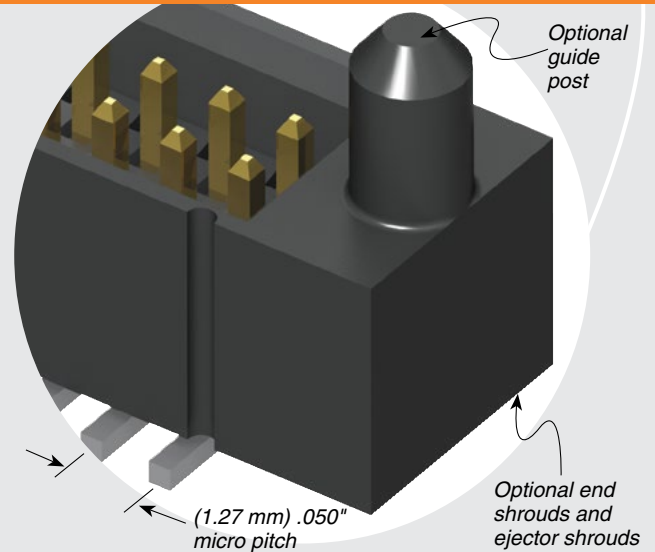
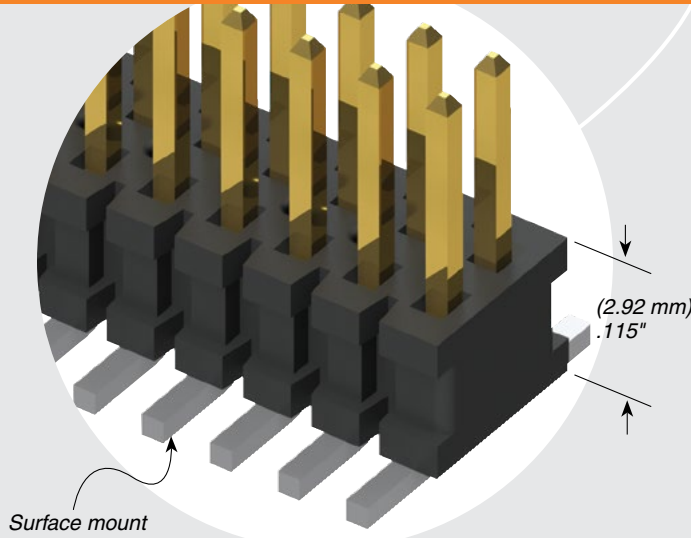
[WWW.SAMTEC.COM](http://WWW.SAMTEC.COM)

All parts within this catalog are built to Samtec's specifications. Customer specific requirements must be approved by Samtec and identified in a Samtec customer-specific drawing to apply.



FTSH-150-02-L-DV-EP

**FTSH SERIES**



**PLATING OPTION**

- F**  
= Gold flash on post, Matte Tin on tail
- L**  
= 10 μm (0.25 μm) Gold on post, Matte Tin on tail

**TAIL OPTION**

- DV**  
= Double Vertical
- DH**  
= Double Horizontal (Styles -01, -02 & -04 only)
- MT**  
= Mixed Technology (Styles -01, -02 & -04 only)

**OPTION**

- Leave Blank for -DH & -MT
- “XXX”**  
= Polarized Position (Specify position of omitted pin) (Not available with -EX options)

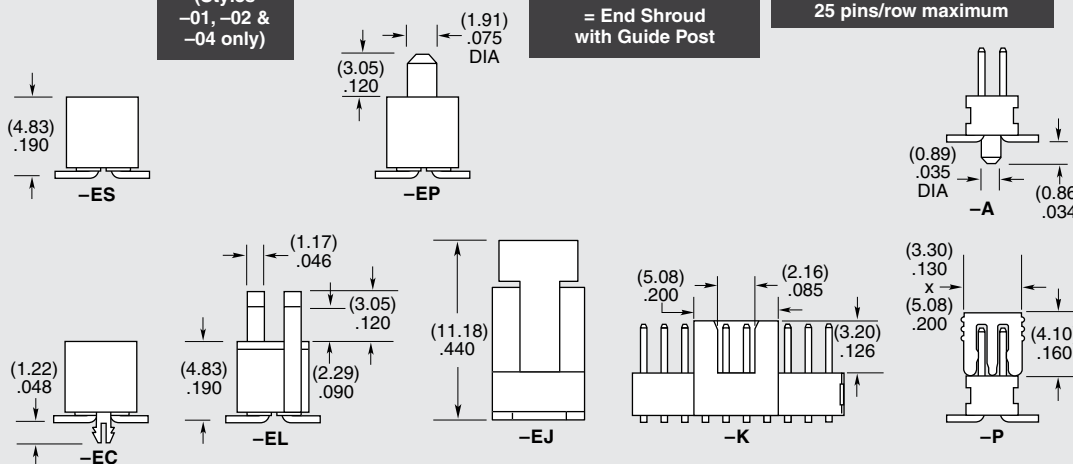
**FLEX SHROUD OPTIONS**

(Style -02 & -03 only, -DH & -MT not available)  
9 pins/row minimum  
(Other positions available. Call Samtec.)

- ES**  
= End Shroud
- EC**  
= End Shroud with Locking Clip (Manual placement required)
- EP**  
= End Shroud with Guide Post
- EL**  
= End Shroud with Board Lock (Boards are positively locked and cannot be unmated)
- EJ**  
= Ejector Shroud (Style -01 only)  
-DH & -MT not available  
10 pins/row minimum  
25 pins/row maximum

**OTHER OPTIONS**

- K**  
= Keying Shroud (For mating with FFSD Style -01 only and 05, 08, 10, 13, 15, 17, 20 & 25 pins/row only. 13, 17, 20 & 25 pins/row only with -EJ option) (-DV only)
- A**  
= Alignment Pin (-DV 3 positions min.) (-DH 5 positions min.) (Metal or plastic at Samtec discretion)
- C**  
= (5.00 mm) .197" DIA Polyimide film Pick & Place Pad (-DH only)
- P**  
= Pick & Place Pad (-DV 4 positions min.) (-DH & -MT not available)
- TR**  
= Tape & Reel Packaging (Flex Shroud options not available except -ES & -EJ)
- FR**  
= Full Reel Tape & Reel Packaging (Must order maximum quantities per reel. Contact Samtec for parts per reel)



Due to technical progress, all designs, specifications and components are subject to change without notice.

[WWW.SAMTEC.COM](http://WWW.SAMTEC.COM)

All parts within this catalog are built to Samtec's specifications.  
Customer specific requirements must be approved by Samtec and identified in a Samtec customer-specific drawing to apply.