


Photologic® Slotted Optical Switch

OPB615, OPB616, OPB618 Series

OPB625, OPB626, OPB627, OPB628 Series

OPB665N, OPB666N, OPB667N Series



Features:

- Non-contact switching
- PCBoard mounting
- Enhanced signal to noise ratio
- Choice of four Logical output options

Description:

Each OPB615, OPB625 and OPB665 series slotted optical switch consists of an 890 nm, infrared Light Emitting Diode (LED) and a monolithic integrated circuit that incorporates a photodiode, a linear amplifier and a Schmitt trigger on a single silicon chip.

All devices in this series exhibit performance over supply voltages ranging from 4.5 V to 16.0 V, and may be specified as Buffered or Inverted with 10 kW Pull-up or Open Collector output. Devices are also TTI/LST TL compatible and can drive up to 10 TTL loads.

Custom electrical, wire and cabling and connectors are available. Contact your local representative or OPTEK for more information.

Applications:

- Mechanical switch replacement
- Speed indication (tachometer)
- Mechanical limit indication
- Edge sensing

Ordering Information							
Part Number	Package Style	Sensor Photologic®	Aperture Emitter / Sensor	Slot Width / Depth	Lead Length / Spacing		
OPB615	N	10k Pull-up	None	0.150" / 0.240"	0.100" (min) / 0.275"		
OPB616		Open Collector					
OPB617 Obsolete		Inv-10k Pull-up					
OPB618		Inv-Open Collector					
OPB625	N	10k Pull-up	None	0.190" / 0.285"	0.100" (min) / 0.320"		
OPB626		Open Collector					
OPB627		Inv-10k Pull-up					
OPB628		Inv-Open Collector					
OPB665N	N	10k Pull-up	None	0.125" / 0.345"		0.100" (min) / 0.320"	
OPB666N		Open Collector					
OPB667N		Inv-10k Pull-Up					
OPB668N Obsolete		Inv-Open Collector					
OPB665T Obsolete	T	10k Pull-up	0.05" / 0.01"	0.125" / 0.345"			0.100" (min) / 0.320"
OPB666T Obsolete		Open Collector					
OPB667T Obsolete		Inv-10k Pull-up					
OPB668T Obsolete		Inv-Open Collector					



General Note
TT Electronics reserves the right to make changes in product specification without notice or liability. All information is subject to TT Electronics' own data and is considered accurate at time of going to print.

TT Electronics | OPTEK Technology
2900 E. Plano Pkwy, Plano, TX 75074 | Ph: +1 972 323 2200
www.ttelectronics.com | sensors@ttelectronics.com

Photologic® Slotted Optical Switch

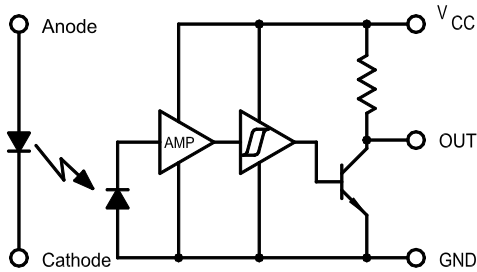
OPB615, OPB616, OPB618 Series

OPB625, OPB626, OPB627, OPB628 Series

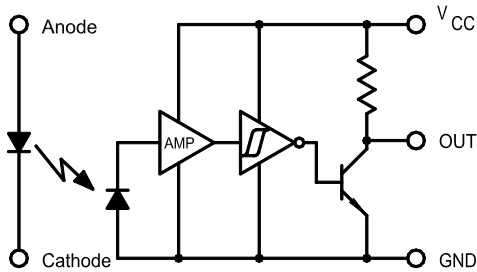
OPB665N, OPB666N, OPB667N Series



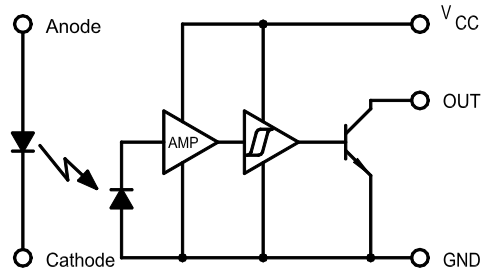
OPB615/625/665N Buffered 10 K Pull-Up



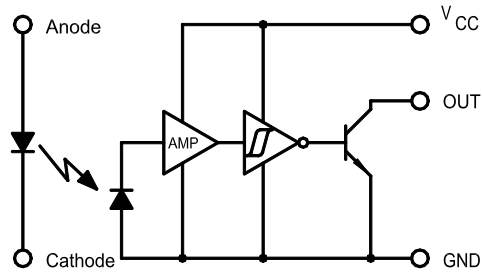
Photologic with Pull-Up-Resistor Inverted Output



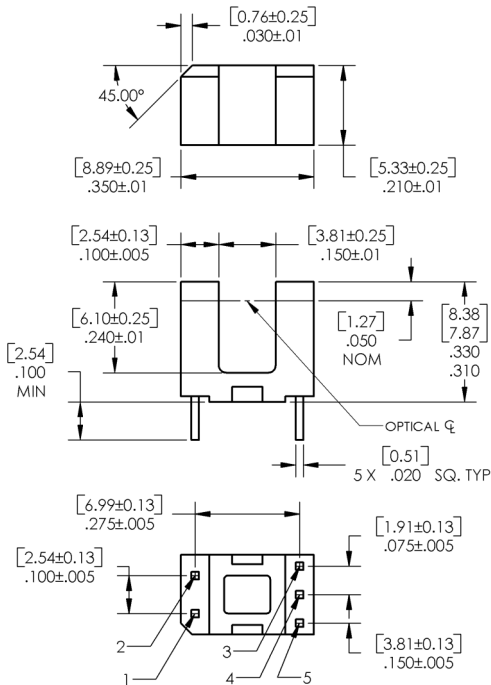
OPB616/626/666N Buffered Open-Collector



Photologic with Open Collector Inverted Output



OPB615, OPB616, OPB618



Pin Color/ Number	Description
1	Anode
2	Cathode
3	V _{CC}
4	Output
5	Ground

DIMENSIONS ARE IN: [MILLIMETERS]
INCHES

General Note

TT Electronics reserves the right to make changes in product specification without notice or liability. All information is subject to TT Electronics' own data and is considered accurate at time of going to print.

TT Electronics | OPTEK Technology
2900 E. Plano Pkwy, Plano, TX 75074 | Ph: +1 972 323 2200
www.ttelectronics.com | sensors@ttelectronics.com

Photologic® Slotted Optical Switch

OPB615, OPB616, OPB618 Series

OPB625, OPB626, OPB627, OPB628 Series

OPB665N, OPB666N, OPB667N Series



OPB625, OPB626, OPB627, OPB628

Pin Color/ Number	Description
1	Anode
2	Cathode
3	V _{CC}
4	Output
5	Ground



General Note

TT Electronics reserves the right to make changes in product specification without notice or liability. All information is subject to TT Electronics' own data and is considered accurate at time of going to print.

TT Electronics | OPTEK Technology
2900 E. Plano Pkwy, Plano, TX 75074 | Ph: +1 972 323 2200
www.ttelectronics.com | sensors@ttelectronics.com

Photologic® Slotted Optical Switch

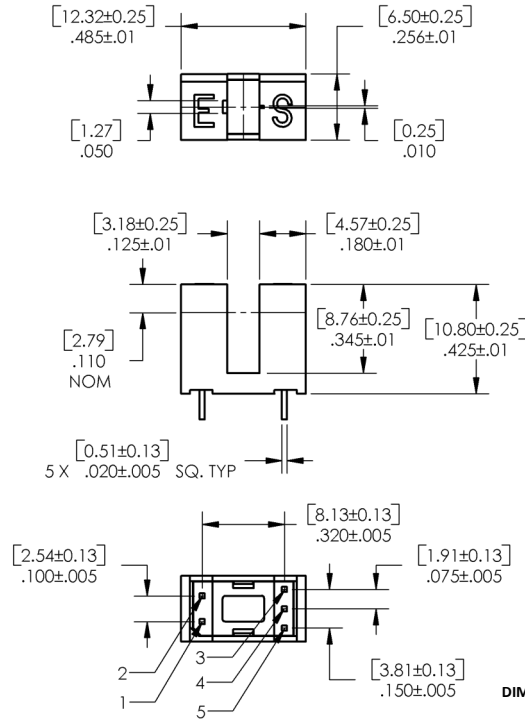
OPB615, OPB616, OPB618 Series

OPB625, OPB626, OPB627, OPB628 Series

OPB665N, OPB666N, OPB667N Series



OPB665N, OPB666N, OPB667N



Pin Color/ Number	Description
1	Anode
2	Cathode
3	V _{CC}
4	Output
5	Ground

DIMENSIONS ARE IN:
[MILLIMETERS]
INCHES

General Note

TT Electronics reserves the right to make changes in product specification without notice or liability. All information is subject to TT Electronics' own data and is considered accurate at time of going to print.

TT Electronics | OPTEK Technology
2900 E. Plano Pkwy, Plano, TX 75074 | Ph: +1 972 323 2200
www.ttelectronics.com | sensors@ttelectronics.com

Photologic® Slotted Optical Switch

OPB615, OPB616, OPB618 Series

OPB625, OPB626, OPB627, OPB628 Series

OPB665N, OPB666N, OPB667N Series



Absolute Maximum Ratings (T_A = 25° C unless otherwise noted)

Storage & Operating Temperature Range	-40° C to +100° C
Lead Soldering Temperature (1/16 inch (1.6 mm) from the case for 5 sec. with soldering iron) ⁽¹⁾	260° C
Input Diode	
Forward DC Current	50 mA
Peak Forward Current (1 μs pulse width, 300 pps)	3 A
Reverse DC Voltage	3 V
Power Dissipation ⁽²⁾	100 mW
Output Photologic®	
Supply Voltage, V _{CC}	18 V
Duration of Output Short to V _{CC}	1 second
Voltage at Output ⁽⁵⁾	V _{CC}
Low Level Output Current (sinking)	16 mA
Power Dissipation ⁽³⁾	240° mW

Notes:

- (1) RMA flux is recommended. Duration can be extended to 10 seconds maximum when flow soldering.
- (2) Derate linearly 1.33 mW/° C above 25° C.
- (3) Derate linearly 2.50 mW/° C above 25° C.
- (4) Normal application would be with light source blocked, simulated by I_F = 0 mA.
- (5) Open Collector devices = 30 volts.

Electrical Characteristics (T_A = 25° C unless otherwise noted)

SYMBOL	PARAMETER	MIN	TYP	MAX	UNITS	TEST CONDITIONS
--------	-----------	-----	-----	-----	-------	-----------------

Input Diode

V _F	Forward Voltage	-	-	1.6	V	I _F = 10 mA
I _R	Reverse Current	-	-	100	μA	V _R = 3 V

Output Photologic® Sensor

V _{CC}	Operating DC Supply Voltage	4.5	-	16	V	
I _{F(+)}	LED Positive-Going Threshold Current	0.1	0.55	3	mA	V _{CC} = 5 V
	OPB615-618	0.1	0.6	3		
	OPB625-628	0.1	1.6	10		
I _{F(+)} /I _{F(-)}	Hysteresis	1.05	1.20	1.90	-	V _{CC} = 5 V

General Note

TT Electronics reserves the right to make changes in product specification without notice or liability. All information is subject to TT Electronics' own data and is considered accurate at time of going to print.

TT Electronics | OPTEK Technology
2900 E. Plano Pkwy, Plano, TX 75074 | Ph: +1 972 323 2200
www.ttelectronics.com | sensors@ttelectronics.com

Photologic® Slotted Optical Switch

OPB615, OPB616, OPB618 Series

OPB625, OPB626, OPB627, OPB628 Series

OPB665N, OPB666N, OPB667N Series



Electrical Characteristics (T_A = 25° C unless otherwise noted)

SYMBOL	PARAMETER	MIN	TYP	MAX	UNITS	TEST CONDITIONS	
Output Photologic® Sensor							
I _{CCH}	High Level Supply Current: Buffer, 10k Pull-up Buffer, Open-Collector	OPB615, 625, 665 OPB616, 626, 666	- -	5 5	12 12	mA mA	NO LOAD on Output ⁽³⁾
	Inverted, 10k Pull-up Inverted, Open-Collector	OPB627, 667 OPB618, 628	- -	4 4	12 12	mA	NO LOAD on Output I _F = 0 mA
I _{CCL}	Low Level Supply Current: Buffer, 10k Pull-up Buffer, Open-Collector	OPB615, 625, 665 OPB616, 626, 666	- -	5.5 4.0	12 12	mA	NO LOAD on Output I _F = 0 mA
	Inverted, 10k Pull-up Inverted, Open-Collector	OPB627, 667 OPB618, 628	- -	6.5 5.0	12 12	mA	NO LOAD on Output ⁽³⁾
V _{OH}	High Level Output Voltage: Buffer, 10k Pull-up Buffer, Open-Collector	OPB615, 625, 665 OPB616, 626, 666	V _{CC} - 1.5	- -	- -	V	I _{OH} = 100 μA ⁽³⁾
	Inverter, 10k Pull-up Inverter, Open-Collector	OPB627, 667 OPB618, 628	V _{CC} - 1.5	- -	- -	V	I _{OH} = 100 μA ⁽¹⁾ I _F = 0 mA
I _{OH}	High Level Output Voltage: Buffer, Open-Collector	OPB616, 626, 666	-	-	100	μA	V _{OH} = 30 V ⁽³⁾
	Inverter, Open-Collector	OPB618, 628	-	-	100	μA	I _F = 0 mA, V _{OH} = 30 V ⁽¹⁾
V _{OL}	Low Level Output Voltage: Buffer, 10k Pull-up Buffer, Open-Collector	OPB615, 625, 665 OPB616, 626, 666	-	-	0.4	V	I _{OL} = 16 mA, V _{CC} = 4.5 V ⁽³⁾⁽¹⁾
	Inverter, 10k Pull-up Inverter, Open-Collector	OPB627, 667 OPB618, 628	-	-	0.4	V	I _{OL} = 16 mA, I _F = 0 mA
t _r , t _f	Output Rise Time, Output Fall Time		-	30	-	ns	f = 10 kHz, R _L = 300 Ω, DC = 50% ⁽³⁾
t _{PLH}	Propagation Delay, Low-High Buffer, 10k Pull-up Buffer, Open-collector	OPB615, 625, 665 OPB616, 626, 666	-	0.6	-	μs	
	Inverter, 10k Pull-up Inverter, Open-Collector	OPB627, 667 OPB618, 628	-	3.0	-	μs	
t _{PHL}	Propagation Delay, High-Low Buffer, 10k Pull-up Buffer, Open-collector	OPB615, 625, 665 OPB616, 626, 666	-	3.0	-	μs	
	Inverter, 10k Pull-up Inverter, Open-Collector	OPB627, 667 OPB618, 628	-	0.6	-	μs	
Data Rate			-	100	-	kHz	R _L = 300 Ω, DC = 50% ⁽⁴⁾

General Note

TT Electronics reserves the right to make changes in product specification without notice or liability. All information is subject to TT Electronics' own data and is considered accurate at time of going to print.

TT Electronics | OPTEK Technology
2900 E. Plano Pkwy, Plano, TX 75074 | Ph: +1 972 323 2200
www.ttelectronics.com | sensors@ttelectronics.com

Photologic® Slotted Optical Switch

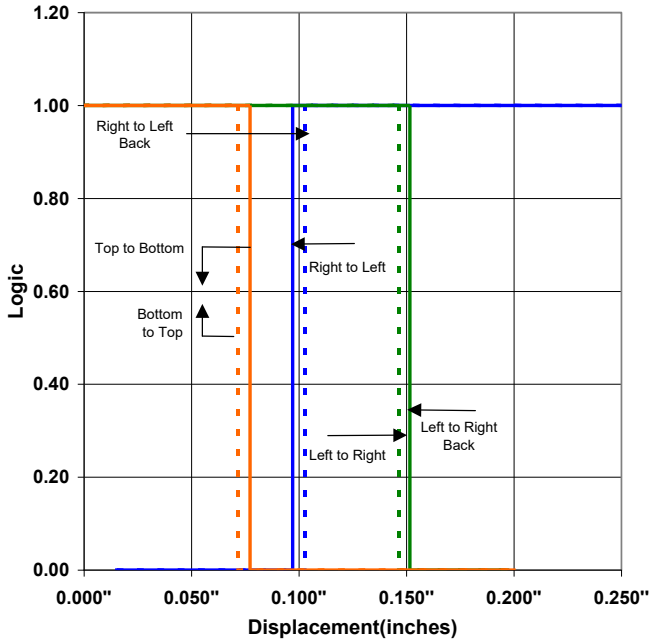
OPB615, OPB616, OPB618 Series

OPB625, OPB626, OPB627, OPB628 Series

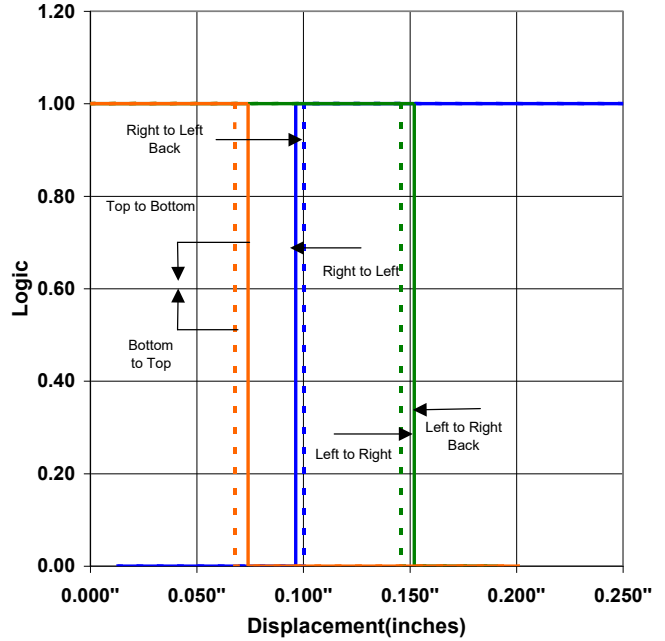
OPB665N, OPB666N, OPB667N Series



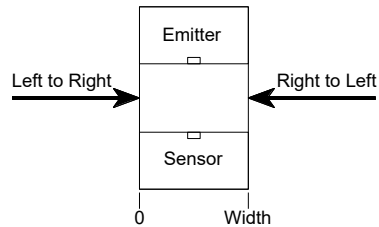
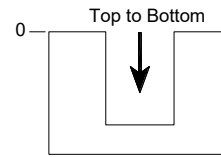
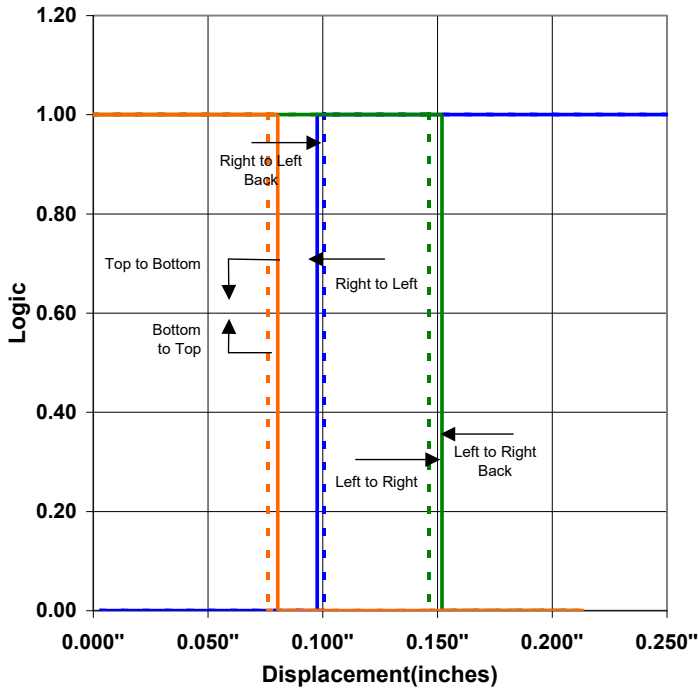
OPB615 - Flag next to Emitter



OPB615 - Flag next to Sensor



OPB615 - Flag in Middle of Slot



General Note
TT Electronics reserves the right to make changes in product specification without notice or liability. All information is subject to TT Electronics' own data and is considered accurate at time of going to print.

TT Electronics | OPTEK Technology
2900 E. Plano Pkwy, Plano, TX 75074 | Ph: +1 972 323 2200
www.ttelectronics.com | sensors@ttelectronics.com

Photologic® Slotted Optical Switch

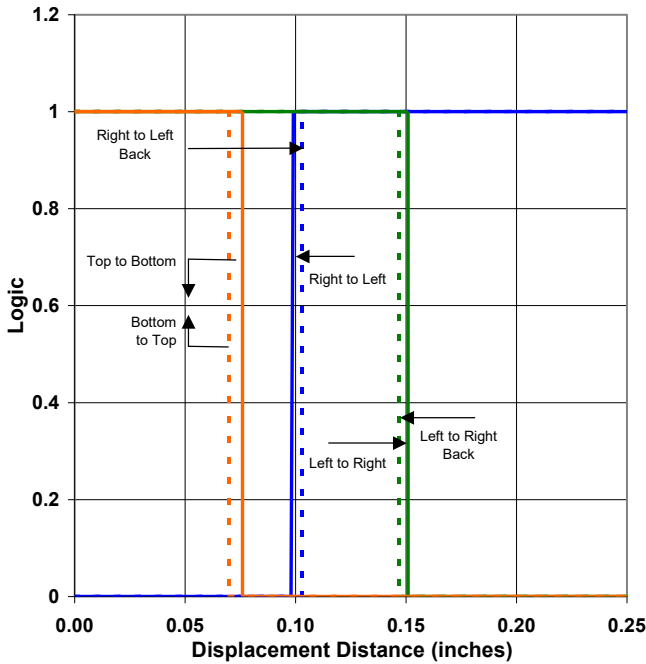
OPB615, OPB616, OPB618 Series

OPB625, OPB626, OPB627, OPB628 Series

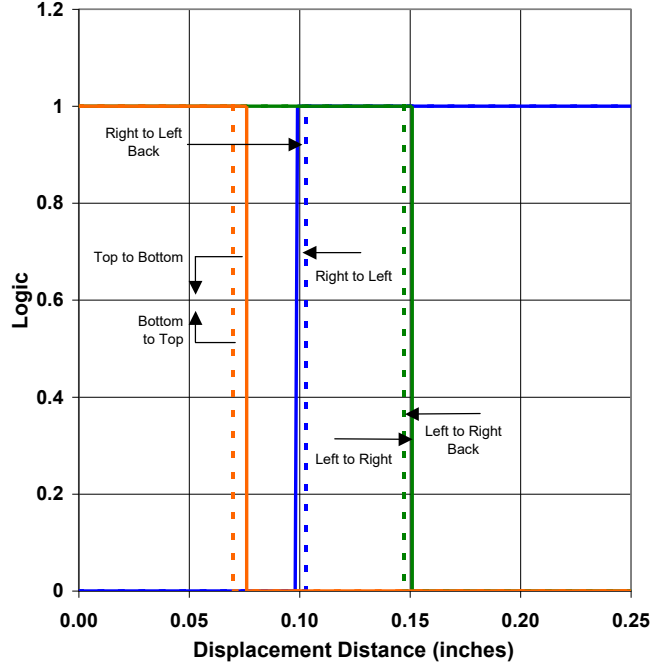
OPB665N, OPB666N, OPB667N Series



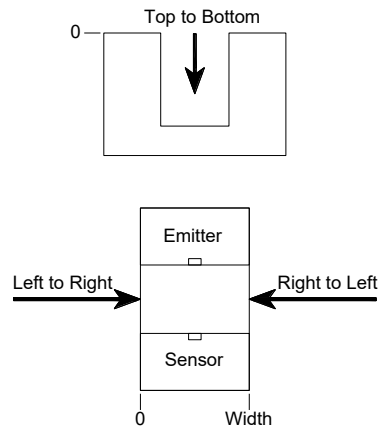
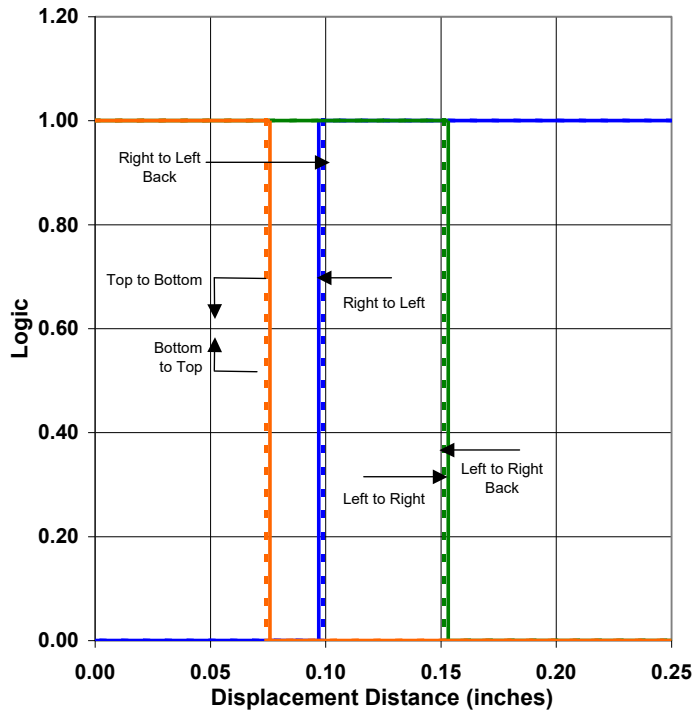
OPB625 - Flag Next to Emitter



OPB625 - Flag Next to Sensor



OPB625 - Flag in Middle of Slot



General Note

TT Electronics reserves the right to make changes in product specification without notice or liability. All information is subject to TT Electronics' own data and is considered accurate at time of going to print.

TT Electronics | OPTEK Technology
 2900 E. Plano Pkwy, Plano, TX 75074 | Ph: +1 972 323 2200
www.ttelectronics.com | sensors@ttelectronics.com

Photologic® Slotted Optical Switch

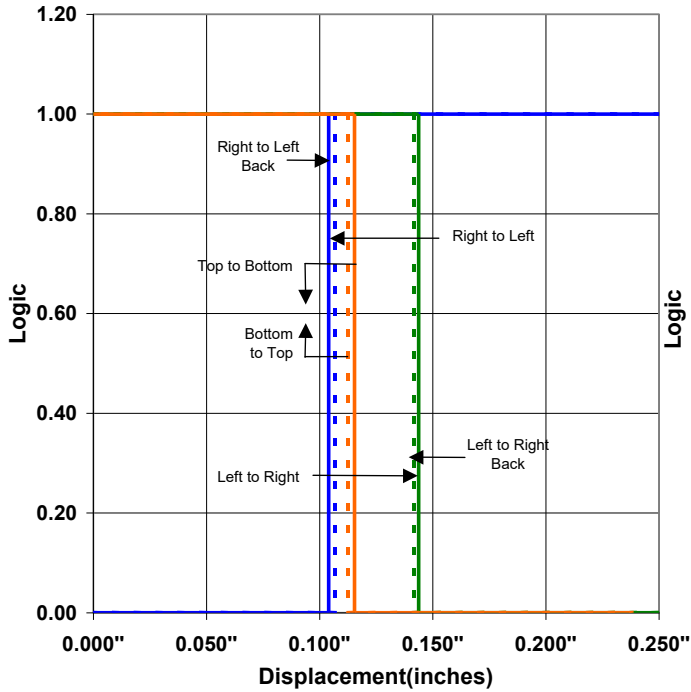
OPB615, OPB616, OPB618 Series

OPB625, OPB626, OPB627, OPB628 Series

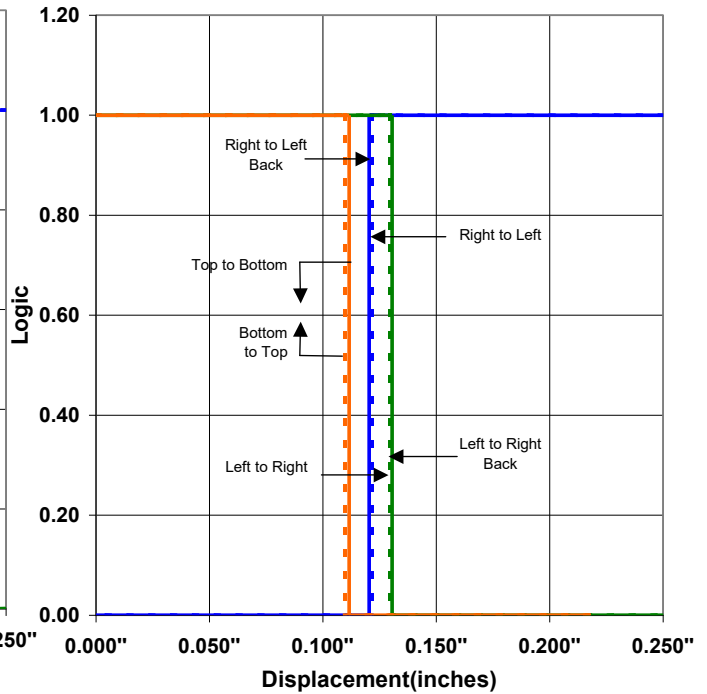
OPB665N, OPB666N, OPB667N Series



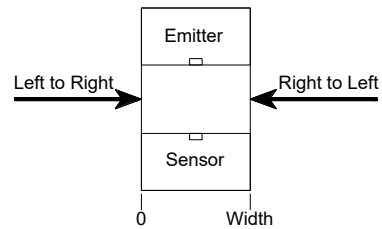
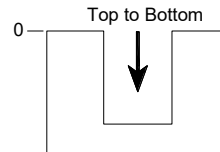
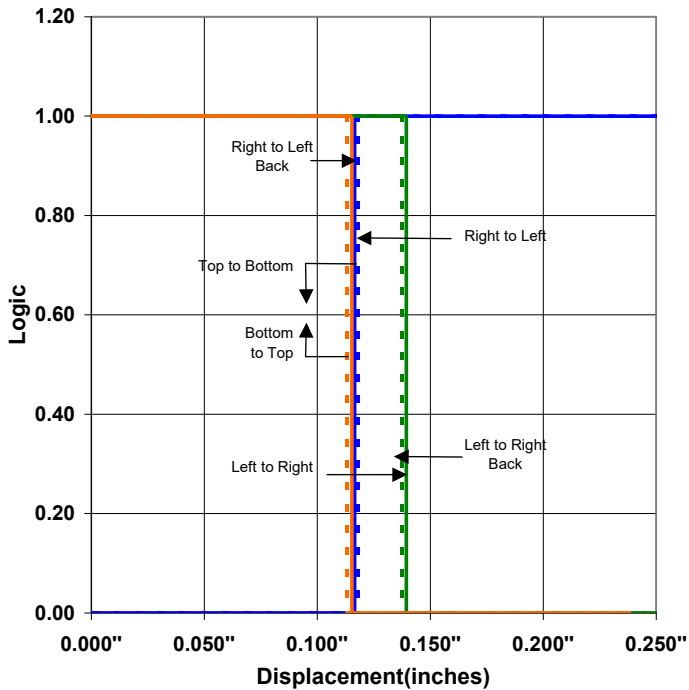
OPB665 - Flag next to Emitter



OPB665 - Flag next to Sensor



OPB665 - Flag in Middle of Slot



General Note
TT Electronics reserves the right to make changes in product specification without notice or liability. All information is subject to TT Electronics' own data and is considered accurate at time of going to print.

TT Electronics | OPTEK Technology
2900 E. Plano Pkwy, Plano, TX 75074 | Ph: +1 972 323 2200
www.ttelectronics.com | sensors@ttelectronics.com